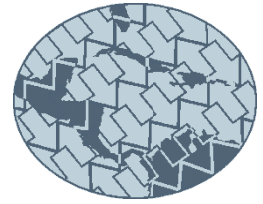


**Mexican Migration Project  
Latin American Migration Project**



# **Interviewer's Manual**



*November 2012*

---

*Last revision and update:  
November 2012  
Karen Pren & Gabriela Sanchez-Soto*

## Interviewer's Manual

Since their inception, the Mexican Migration Project (MMP) and the Latin American Migration Project (LAMP) have used the Ethnosurvey as the main instrument for obtaining basic demographic information about households in communities with migrant populations in both Latin America and the United States. The purpose of this manual is to serve as a reference for interviewers associated with the MMP and the LAMP while administering the Ethnosurvey in the field. While this is not an exhaustive manual, it contains a collection of definitions, conventions, and suggestions that we have developed over time. Its objective is to attain the highest possible level of standardization in the collection of our data.

Given the particularities and idiosyncrasies of the various Latin American populations that we study, it is up to the decision of the fieldwork coordinator whether or not to include or modify certain concepts and conventions. Therefore, this manual should be used under the supervision of the fieldwork coordinator.

### I. CONVENTIONS

#### Types of Cells:

There are four types of cells we use depending upon the type of information we are trying to get:

1. Shaded cell: No response needed.
2. Cell with the word CODE: Requires a numerical response from a list of predetermined codes located at the bottom of the corresponding table.
3. Cell with options: Circle the appropriate response.
4. Open cell: Write the response in either letters or numbers, whichever is appropriate.

#### Common Responses:

The following conventions apply to the cases described below:

1. Unknown response: Write "UNK"
2. Irrelevant question or not applicable: Write "N/A" or "---"
3. A child who is not of age-schooling will be considered a minor.
4. Students will be all those who study, including children who are in age to go to elementary school.
5. If the minor does not study but helps at home, we will write "helps around the house".
6. Unemployed is someone older than 13 years old who does not study and not working, and is not looking for employment.
7. Inactive is someone who is neither studying nor working.

#### Duration Responses:

1. Current: Write: "TP" which stands for "to the present"

2. All other duration responses follow the format “yy.mm” where “yy” stands for years and “mm” for months. For example, “1.06” means one year and six months, “0.11” means eleven months, “12.00” means twelve years, “1.00” means one year. In the case of whole years, it is not necessary to write the zeros, so that one year or twelve year may simply be written as “1” or “12.” It is important to maintain this format. If someone writes “0.1”, it means ten months and not one month as any interviewer would understand it; thus, it is better to write it as “0.10”. For cases that have less than ten months, it is important to insert a zero before: “0.05” to mean five months and not “0.5”.

### **Other**

1. There is no difference between permanent jobs and seasonal jobs. The important issue is to capture labor activities. For example, some agricultural jobs are seasonal, but that is due to the nature of those jobs.
2. The ethnosurvey is designed to interview the “family” as a unit. Thus, if the household has only one person or the family that lives there is only integrated by siblings, friends, cousins, but it does not have a household head such as a father or a mother, then that household does not get interviewed. If there is a household in which the household head lives alone and has had children but none of them is member of the household, this household does not get interviewed either since this is no longer a family unit. As for the interviews done in the U.S., it is all right to interview a person who lives alone, since it is more difficult to find families there.
3. Households which currently live in the U.S. will be interviewed only if the household is living in the community at the time of the survey and if the whole family or the household head is present at the time of the survey.
4. If at the time of the survey there are people visiting from the U.S. (i.e. nephews, nieces, aunts, uncles, etc.) who do not belong to the direct family (such as head, spouse, and children), those persons should not be included in the survey because they are not part of the “family” unit which is being interviewed.
5. **Never leave questions in blank.** Remember to be specific if the answer to a question is either unknown or not applicable, but never leave it blank.

## **II. ETHNOSURVEY**

### **TABLE A**

Table A seeks to identify and collect basic information about household members and all of the children of the household head, even when some may have died or are no longer living in the household.

## **Definition of the Household Head**

We begin by identifying the head of the household. The interviewer determines who the household head is according to the following rules:

1. In the case of a couple, the household head is the man unless he is incapable of responding (for example, he has Alzheimer's disease).
2. If a woman says she is married or in a union, but she does not live with her partner, then the head is chosen according to the following rules:
  - The husband is the household head only if the wife knows enough about the life of her husband to answer the questions in Tables L, M and N.
  - The wife will be the household head when her husband is on a migration trip and she does not know enough to reconstruct his labor and migration histories. In these cases, the husband appears in Table A as the spouse (SPOUSE), but in the column HOUSEHOLD MEMBER will fill in "no".
  - In the case of consensual unions, the woman is considered the household head only when she does not know enough about the life of her partner to answer the questions in Tables L, M and N.
3. Elderly household heads: If we can help it, we want to avoid very old people to be household heads, unless they have migration experience and they can remember it enough to reconstruct their labor and migration histories. Often times, the interviewer finds an 80-year-old woman living with one or more of her children. In this case, the interviewer will decide which of the children to set as the household head. Between a son and a daughter, the male is preferred. However, between a migrant child and a non-migrant child, the migrant is preferred regardless of sex.

**Note:** The household head must always be a native of the country under study. Also, in the case of interviews conducted in the United States, the head must be a native of the specified community in the country under study. In the case of interviews conducted in the "community of origin" in Latin American countries, the head should be a national of the country but not necessarily a native of the place where the survey is taking place.

## **Persons to include in Table A**

Persons to include in Table A are all of the household members plus children that have died and other children of the household head that do not live in the household. These people should be listed in

order: number 1 will always be the household head, next is the spouse, then the children starting with oldest to youngest (including ones that have died), and finally other people that live in the house (in any order).

*The respondent does not always name her/his children in order from oldest to youngest, in which case the interviewer should change the order of the numbers at the left of each cell, and make a note in the margin that will be clearly visible to the data entry specialist.*

### **Name**

Given that at the beginning of the interview, the interviewer explained that the information the respondent provides is confidential, it is preferable to avoid asking for people's names. In the case of the head and the spouse, you can just refer to them as the "head" and the "spouse." When there are only one or two children, they can be identified as the "older" and the "younger" or "son" and "daughter." But in the case of more children, it is easier to write down the name of each one to avoid confusion later. It is good to emphasize to the respondent that the names are only being written down to avoid confusion during the interview.

### **Sex**

Should be coded: "M" (Male), "F" (Female).

### **Relationship to Head**

This relationship is always specified with respect to the head. For example, "spouse," "son," "daughter-in-law," etc. Regarding the children, it is necessary to differentiate between biological children of the head and spouse together, adopted children, and those that are solely the biological children of the wife using the following terms: "son/daughter," "adopted son/daughter," and "stepson/stepdaughter," respectively.

### **Household member**

It is very important to note whether or not the person lives in the household being surveyed. Note that only children of the head may not be household members, and in exceptional cases, the husband of a female head (see above, DEFINITION OF THE HEAD). We define a member of the household member as anyone who eats from the same pot.

NOTE: When a single son or single daughter is in the U.S., that person is considered member of the household; the same way is done in the case of internal migration.

### **Year of birth**

Sometimes it is more effective to ask the people's ages, especially for younger ones, and then calculate the years of birth during revision time. Elderly people tend to report their ages and the ages of others incorrectly. Elderly people are especially prone to be inconsistent. To facilitate the collection of these data, it is important to help the respondent to relate dates to other events in her/his life or historical dates. This is a rule that should be taken into account in other parts of the questionnaire where we also ask for dates.

### **Year of death**

This cell tries to identify deaths of children, both infant mortality and the death of adults who may have had a migration history. This cell is always "n/a" for the head since the title "household head" may only be assigned to a person that is alive at the time of the survey. If the household head is widowed at the time of the survey, we do not include any information of the former spouse.

It is important to document dates particularly in order to identify cases of infant mortality. Given the nature of the subject, it is important to be discrete when asking this question. It is preferable to ask the question in a positive way, by asking if all of the children are alive and leaving the respondent to answer "no" if a child has died.

If a person has died, the cells corresponding to her/his marital status, years of schooling, and occupation are set to not applicable (N/A).

### **Place of birth (Municipality and State/Province)**

In the case of rural areas and towns it is very important to identify the municipality and the state or province that it belongs to since it is often difficult to find these communities on the map when it comes to coding the data. In the case of urban neighborhoods, it is important to specify which city they belong to be able to locate them retrospectively.

It is also important to obtain complete names of municipalities. Several municipalities are named after saints and receive names such as "Santa Maria." If someone reports having been born in a place named after a saint such as "Santa Maria," we have to ask for the last name of the saint, as there might be various possibilities for names such as: "Santa Maria Apazco", "Santa Maria de la Rivera", "Santa Maria la Asunción", etc.

This part should not be interpreted textually. For this variable, it is important to capture the place where people grew up. For example, in a family where the spouse was born in Arandas, but when she was three years old her whole family moved to Guadalajara, then her place of birth will be Guadalajara. This criterion will always be used except when a person was born in the U.S. Even though a person lived

a year or less in the U.S., but was born there, he/she has the U.S. citizenship by birth, which is an important datum for the survey.

NOTE: For all those persons who have died, it is important to collect this information: place and state of birth.

### **Marital Status**

Note the corresponding code following these conventions:

1. Single: A single person is someone who has never been married. Occasionally respondents identify themselves as single again after a divorce, separation, or the death of their partner. In these cases, even when the respondent identifies herself/himself as single, we write “divorced,” “separated,” or “widowed,” as appropriate.
2. Married: A married person is someone who has been formally united by a religious or civil marriage ceremony. In the case of women who say they are married but do not live with their husbands, the respondent should be asked to confirm: “If your husband doesn’t live here, are you married or separated?” If the woman responds that she is not separated, we leave her initial response (married).

For a marriage of convenience (to obtain immigration documents), we identify the person to be: “married” if s/he has not filed for legal divorce and lives with her/his legal spouse; “separated” if s/he lives alone, and “divorced” if s/he has been granted a divorce.

Cases in which the person is in a marriage of convenience and lives with a different person (her/his romantic partner) are identified as “consensual unions.” In Table B (*Union history*) we note on one line the marriage of convenience with “separation” as the reason for dissolution and we use a new line to document the “consensual union.”

3. Consensual Union: A person lives in a consensual union when this person and her/his partner have set up a common household and have not been formally married in a civil or religious ceremony.
4. Widowed: A widow/widower is a person who has lost her/his partner and has not begun another relationship since the death of the partner.
5. Divorced: A divorced person is someone who has been granted a legal divorce and has not begun a new relationship since then.

6. Separated: A separated person is someone who has physically separated from her/his spouse without being granted a legal divorce and has not begun a new relationship.

### **Years of education**

Write in the number of years of formal education completed. The list of codes provided at the bottom of the table is only a guide to facilitate the interviewer's task. For current students, be sure to write year of schooling completed and not the current matriculating year. We start counting years of education when the child has started first grade in elementary school; kindergarten education does not count.

Important: If the person went to adult school, mark three years of education, even though the person has obtained any certificate.

### **Current principal economic activity**

In the column for OCCUPATION you should write down what kind of work that the person does currently. If someone considers himself to be a carpenter by profession but currently works as a beer distributor, fill in "beer distributor."

The description should indicate the level of specialization required to perform the job (qualification). For example, if a person works in an industrial factory, instead of just writing "factory employee," distinguish whether the person is a packer, machine operator, majordomo, supervisor, etc. Information about the type of industry or sector can be included in the column SPECIFICATION for greater clarity.

For the specification of the occupation, it is important to keep in mind the following:

1. Distinguish between "owner" and "worker" (even in rural jobs).
2. According to the occupation, it is important to distinguish between:
  - a. Helper
  - b. Equipment operators
  - c. Skilled workers (carpenters, builder, plumber)
  - d. Supervisor

**NOTE:** We are not interested in the name of the company that a person works for but rather the type of work that s/he does. In some cases, it will be necessary to add the sector in which the person works in order to identify perfectly his/her occupation. For example, "production worker" only tells us that the person works producing "something", but that is not specific enough to distinguish if that production is food, vehicles, furniture, textiles, etc. Sometimes the respondent answers that he/she is a "worker"; in cases like this, it is necessary to ask the type of industry. The term "worker" only tells us that the person is in the labor force.



For women who are out of the labor force because they stay home to take care of the household, her occupation is “homemaker.” If an elderly person does not work anymore, fill in “retired,” and use the term “pensioner” only if s/he receives a pension. Therefore, it is important in the case of elderly people to ask whether or not they receive a pension. For disabled people, fill in “disabled,” or if they receive some money every month because of their disability, write “pension for disability.”

### **Informant’s Number**

Remember to write down the number of the principal informant; if more than one person answered the interview, write down the numbers of all household members who participate in the survey.

## **TABLE B**

### **Union History of the Household Head**

This table documents the union history of the household head. Each relationship gets captured in one line. The current union should contain “TP”, “—” or “N/A” in the cells corresponding to “year ended” and “reason ended” respectively.

For unions that began as consensual unions and ended in marriage, use two lines. The first line is for the consensual union whose ending year is the year of the marriage, and the reason for ending is “4” (“got married”). The second line is for the formal marriage, beginning in the year of the marriage ceremony; it does not matter that both years coincide: for example, if the couple was in a consensual union in 1980 and five months later they got married through civil union, both unions will have 1980 as the starting year.

For marriages of convenience, where the head is simultaneously in a consensual union or maintains two families with two types of unions: a marriage and a consensual union, both should be written down in separate lines. In this case, it does not matter if years overlap.

## **TABLE C**

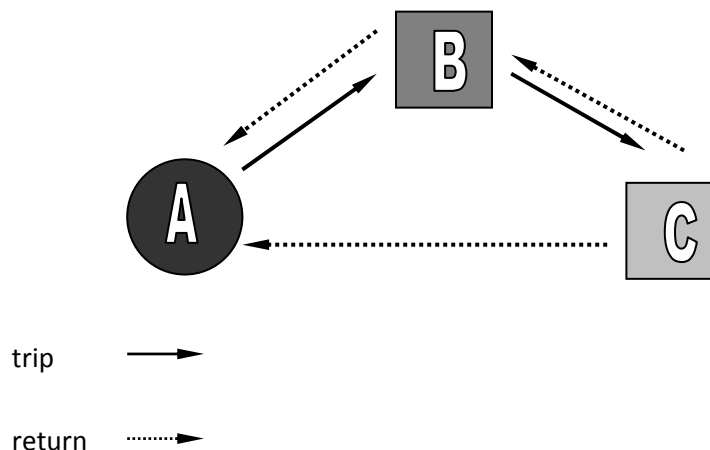
### **Internal migration experience (in the country of origin)**

This table contains information about internal migration. It begins by documenting the total number of trips taken by each person listed in table A and then focuses on obtaining general information about the first and last trips. In order to obtain this information, it is necessary to define what we mean by “trip.”

## Definition of internal migration trip

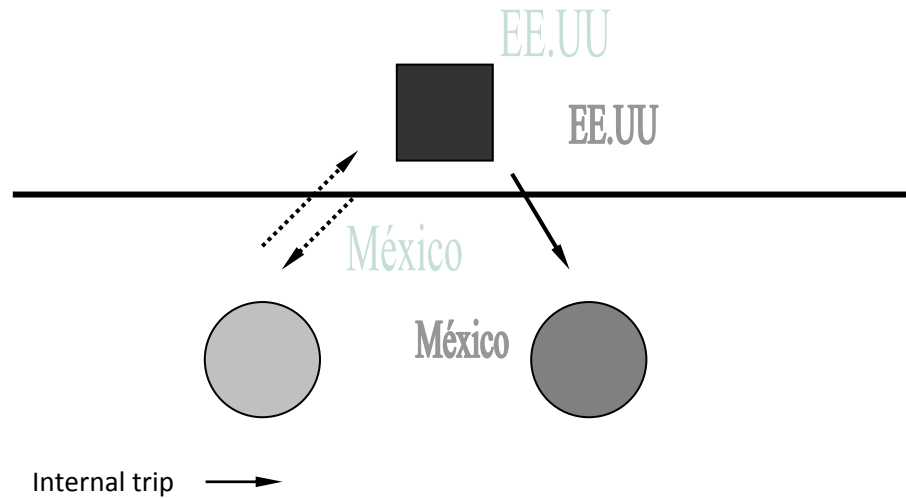
An internal migration trip is when someone changes her/his place of permanent residence; at the same time this change implies a change in municipality and state or province. The following clarifications are pertinent:

1. Internal migration trips are counted from the time of birth onward. The place of birth of the respondent is always the mother's place of residence at the time of birth except when she travels to some other place just to have her child. So if the mother lived on a ranch, traveled to a city to give birth, and returned to her ranch, the first place of residence of the child is the ranch. In this case, we do NOT consider this trip to the city to be internal migration.
2. Return trips are not counted as internal migration. For example, if someone went from Tapalpa (A) to Guadalajara (B) and one year later returned to Tapalpa, we consider this to be one trip. Therefore if the same person moved from Tapalpa to Guadalajara, and later decided to move to a third city, for example, to Puerto Vallarta (C), in the end, this person has completed two internal migration trips, the first to Guadalajara, and the second to Puerto Vallarta. Similarly, if this person after living in Puerto Vallarta for three years, decided to return to Guadalajara or Tapalpa, this new move does NOT count as an internal migration trip, rather it is a return trip (it does not matter that the place of return is not the place of birth, or that it was a change of job).



3. For seasonal migration trips: If someone goes every summer to work for three months in Puerto Vallarta, every year s/he makes one trip (the return does not count).
4. When asking about internal migration trips, trips to the United States are ignored. So if someone traveled from Tapalpa to the U.S. and five years later returned to Tapalpa, no internal migration took place. If the return, on the other hand, is to another city in Mexico,

the arrival to this city is registered as an internal trip. The dates of this trip are the year of arrival to this city and the year of departure to the U.S.



5. Short trips do not imply a change of residence, and if they do not include employment, they should be ignored. Seasonal trips that are not motivated by work (for example, vacation) should also be ignored. Students are considered internal migrants.

### **Name and Number in A**

In Table C, all of the persons who appear in Table A and who have at least one internal migration experience should be listed here. Even though it is not necessary to write down the name of each person, it is critical to write down the identification number of each person according to what was assigned in Table A. If no one from Table A has an internal migration experience, Table C can be completely crossed out (N/A).

### **Total number of trips, first and last trip**

First, determine the total number of trips for each person and write it down in the corresponding cell. After this step, collect information about the first and last trip for each person.

NOTE: In those cases that there only one internal migration trip, this will be recorded on the second cell as the last trip.

### **Destination (municipality and state)**

We only consider the main place to which the person traveled. Fill in the municipality and state/province that identifies this place. (For better clarification, see the notes for Table A regarding place of birth.)

### **Year of arrival**

This refers to the year in which the person began to live (or work, in the case of seasonal migration) in the place specified under DESTINATION. For someone who lived in the United States and returned to Mexico to a place different from where s/he lived before migrating, the year that s/he arrived at her/his new place of residence should be the same as the year that s/he left the United States. It should not be the year that s/he left the place where s/he lived in Mexico before. For example, if a person lived in Tapalpa since s/he was born until s/he went to the U.S. in 1987 and then returned from the U.S. in 1993 to Guadalajara, the year specified in Table C, corresponding to DESTINATION Guadalajara, should be 1993.

### **Length of stay?**

Write down the amount of time that the person stayed at the DESTINATION specified for the trip. See CONVENTIONS, at the beginning of this document regarding the notation used for duration. If the person is still living in the specified place, the duration is TP ("To the present.")

**Important:** Take the question literally. The question asks, "how long the person stayed?" in the place in question since s/he arrived and until s/he left. Suppose a person arrived in Guadalajara in 1970, left in 1980 for the U.S., and returned to Guadalajara in 1990. The duration of the internal migration trip corresponding to her/his arrival in Guadalajara in 1970 is 10 years, regardless of the fact that after returning from the U.S. s/he continued to live in Guadalajara. The arrival in Guadalajara in 1990 does not count as an internal migration trip since it is a return from the U.S. to the same place where the person was living before s/he left the country (see DEFINITION OF AN INTERNAL MIGRATION TRIP.)

### **Principal Economic Activity**

In the column OCCUPATION we want to find out about the work that the person did during the majority of the time that s/he spent in the specified place. In this table, we prefer to write down paid jobs rather than periods outside of the work force. So, if a woman was a homemaker for ten years, and for one year she worked as a nurse, write "nurse." Similarly, between "pensioner" and a job that the person held before receiving a pension (always occurring in the specified place), we opt to write down the job.

Like in Table A, the description should indicate the level of specialization required to perform the job (qualification). For example, if a person works in an industrial factory, instead of just writing "factory employee," distinguish whether the person is a packer, machine operator, majordomo, supervisor, etc. Information about the type of industry or sector can be included in the column SPECIFICATION for greater clarity.

### **Salary (in pesos)**

Ask for the salary received and the frequency of payment (hourly, weekly, biweekly, monthly, etc.) We are only interested in finding out the last salary that the person received during the last trip. This salary

should coincide with the occupation specified in the cell PRINCIPAL ECONOMIC ACTIVITY. It refers to the most recent or current salary (in the case that the person holds the same job at the time of the survey) or the last salary that the person had when s/he retired or stopped working. For pensioners, we do not want to know the total sum of the pension, but rather what they were earning when they were working. For businesspeople or people without a fixed salary, ask them to estimate approximately how much they earn, for example, in a month's time (if they insist that they cannot estimate, fill in "UNK.")

## **TABLE D**

Table D collects information about migration to the U.S. for all people listed in Table A, except for those born in the U.S. Only if the person born in the U.S. lived in the survey country (i.e. Mexico) as a child, then returned to the U.S. as a teenager, then this information will be collected in table D; otherwise, no information of U.S. born persons will be on this table. As in Table C, the first thing to do is to count the total number of trips for each person and identify the first and last trips.

### **Definition of a trip to the United States**

All visits to the U.S. are considered trips if they involve work, an active job search, or a reasonably stable residency (for example, a woman who traveled with her husband and, although she did not work, lived in the U.S. for a significant period of time). Short visits to family or friends living in the U.S. and vacations to the U.S. are not considered "trips."

Once a person is living in the U.S., short return trips to the country of origin (i.e. Mexico, Dominican Republic, etc.) are not counted as new trips to the U.S. We do not have a specific rule regarding short visits; however, we can consider "short" visits those that last less than 3 months.

In the case of people that spend eight or nine months every year in the U.S. and return to the country of origin for three or four months, each new entry to the U.S. is considered a trip only in the following cases:

1. When the trip implies or coincides with a job change in the U.S.;
2. When the return migrant works in the country of origin during the visit;
3. When the trip implies a change of residence in the U.S.

If none of these cases apply, meaning that the person returns to the same location in the U.S., keeps the same job, and does not work during her/his visit to the country of origin, then these trips are ignored. We consider this person to have only taken one trip to the U.S.

NOTE: Even if the migrant has returned to his/her country of origin or changed occupation in the U.S., in order to be counted as two trips, the migrant would have to have stayed in his/her country of origin

longer than three months.

### **People in Table D: Name and Number in A**

Table D should list all of the people from table A that have visited the United States at some point in time. As we explained for Table C, we are not really interested in names, but it is necessary to write down the identification number corresponding to each person (assigned in Table A). If no one from Table A has traveled to the U.S., the entire table may be crossed out (N/A).

### **Total number of trips, first and last trip**

Again, begin by determining the total number of trips taken by each person. Once this step is complete, gather information about the first and last trips.

### **Destination (city and state)**

In this table, write down the city and state corresponding to the place in the U.S. where the respondent spent the majority of the trip. For example, if the respondent arrived first in Miami, Florida, and after two weeks moved to New York City where s/he found a job, write down New York, NY, as the destination. Neighborhood or other subdivision names smaller than city or town names are not acceptable.

### **Year of arrival**

This refers to the year in which the person arrived in the U.S. for the given trip.

### **Married at time of trip?**

The answer is “yes” only if the person was formally married at the time of the trip, and “no” for those who report living in a consensual union. This refers to the marital status of the person at the start of the trip, regardless of whether the status changed during the migrant’s stay in the U.S.

### **Length of stay?**

Specify the amount of time (yy.mm) that the person spent in the U.S. for the given trip. See CONVENTIONS, at the beginning of this document regarding the notation used for duration. If a person is still living in the United States, the duration is TP (“To the present.”)

### **Documentation**

This question refers to the type of documentation that the person had during the trip. Respondents may change their documentation status during their stay, but in this table we are interested in

documenting the type of documentation that the person had when they began working at their *principal occupation* specified for the trip.

If the person also changed documentation status while working at this occupation, we suggest the following rule:

1. For the first trip: Write down the person's documentation status at the beginning of this job experience.
2. For the last trip: Write down the person's documentation status upon terminating the job experience, or in the case of present occupations, write down the current documentation status.

This table is filled out based on the codes listed at the bottom of the page.

### **Principal Economic Activity**

Just as in the case of internal migration, this question refers to the occupation held during the majority of the time spent in the destination. Like Table C, we always prefer to document paid work rather than periods outside of the labor force (see the sub-paragraph about the PRINCIPAL ECONOMIC ACTIVITY in the notes on Table C).

In the case of people with only one trip to the U.S. who have had more than one occupation, we record different occupations in the cells corresponding to the first and last "trip". This depends upon the duration and importance of each occupation and is left to the interviewer's judgment. For example, if the person worked for 10 years as a waitress and for one year as an electrician, it makes sense to designate his occupation as "waitress" for both trips. If, however, he worked 6 years as a waiter and 4 as an electrician, it is natural to write "waitress" as the first occupation and "electrician" as the last occupation. In this case, the place, documentation status, and salary of the first trip correspond to the occupation of "waitress"; and in the case of the last visit, they correspond to the occupation of "electrician". If you follow the general rule of "first trip, first occupation, and last trip, last occupation," for example, the salary as waitress would be the first salary obtained in such occupation, while the salary as an electrician would be the last salary obtained, and the same would follow regarding documentation status.

### **Salary (\$US)**

This cell refers to the salary received by the person from working at the job specified in the cell PRINCIPAL ECONOMIC ACTIVITY, and should be written in dollars. Salary should be noted according to the following rules:

1. For the first trip: Write down the initial salary that the person received when s/he began to work at the specified job, in essence, her/his first salary.

2. For the last trip: Write down the final salary that the person received when s/he stopped working at the specified job. Or write down the current salary if the person is still working at the same job.

Note: When a person has only taken one trip to the U.S., it should be recorded as both the first and last trip. In this case, the only cells where the information may vary are DESTINATION, DOCUMENTATION, OCCUPATION, and SALARY. The year of arrival, marital status at the time of the trip, and the duration of the trip should be the same for first and last trip. Also, the total number of trips should be "1."

#### **TABLE D2**

This table contains information about filing papers for legal residence and/or citizenship in the United States for all of the people listed in table A. People born in the U.S. should be excluded. For people who have died, also write down their information if they ever applied for legal residence or citizenship.

**Important:** Even if a person applied but has not yet received her/his legal residence or citizenship, or has been denied such status, document the year of application and write "N/A" in the cell YEAR RECEIVED.

In order to apply for the citizenship, the person must be a legal resident (green card holder). In other words, a person without the green card may not apply directly for the citizenship. A legal resident may apply for citizenship 5 years after having received his/her green card, except if the spouse is an American citizen and sponsored him/her. In cases where the person received the green card via sponsorship of his/her American spouse, then this person has to wait 3 years before applying for the citizenship.

For example, if we have a household head that got his green card through IRCA in 1987, the earliest year he was allowed to apply for citizenship was 1992. Those are the five years of wait the government requests. Now, suppose this same household head, instead of obtaining his green card through IRCA got it through his spouse who was already an American citizen in 1990. The earliest this household head was allowed to apply for citizenship is 3 years later in 1993.

#### **TABLE D3**

Table D3 collects information about migration to Canada for all people listed in Table A, except for those born in Canada. Only if the person born in Canada, lived in the survey country (i.e. Mexico) as a child, then returned to the U.S. as a teenager, then this information will be collected in table D; otherwise, no information of Canadian born persons will be on this table. As in Tables C and D, the first thing to do is to count the total number of trips for each person and identify the first and last trips.



### **Definition of a trip to Canada**

All visits to Canada are considered trips if they involve work, an active job search, or a reasonably stable residency (for example, a woman who traveled with her husband and, although she did not work, lived in Canada for a significant period of time). Short visits to family or friends living in Canada and vacations to Canada are not considered “trips.”

Once a person is living in Canada, short return trips to the country of origin (i.e. Mexico, Dominican Republic, etc.) are not counted as new trips to Canada. We do not have a specific rule regarding short visits; however, we can consider “short” visits those that last less than 3 months.

In the case of people that spend eight or nine months every year in Canada and return to the country of origin for three or four months, each new entry to Canada is considered a trip only in the following cases:

1. When the trip implies or coincides with a job change in Canada;
2. When the return migrant works in the country of origin during the visit;
3. When the trip implies a change of residence in Canada

If none of these cases apply, meaning that the person returns to the same location in Canada, keeps the same job, and does not work during her/his visit to the country of origin, then these trips are ignored. We consider this person to have only taken one trip to Canada.

NOTE: Even if the migrant has returned to his/her country of origin or changed occupation in Canada, in order to be counted as two trips, the migrant would have to have stayed in his/her country of origin longer than three months.

### **Persons in Table D3: Name and Number in A**

Table D3 should list all of the people from table A that have migrated to Canada at some point in time. As we explained for Tables C and D, we are not really interested in names, but it is necessary to write down the identification number corresponding to each person (assigned in Table A). If no one from Table A has traveled to the U.S., the entire table may be crossed out (N/A).

### **Total number of trips, first and last trip**

Again, begin by determining the total number of trips taken by each person. Once this step is complete, gather information about the first and last trips.

**Destination (farm, city and state)**

In this table, write down the city and state corresponding to the place in Canada where the respondent spent the majority of the trip. For example, if the respondent arrived first in Montreal and after two weeks moved to Quebec City where s/he found a job, write down Quebec City, as the destination. Neighborhood or other subdivision names smaller than city or town names are not acceptable.

**Year of arrival**

This refers to the year in which the person arrived to Canada for the given trip.

**Married at time of trip?**

The answer is “yes” only if the person was formally married at the time of the trip, and “no” for those who report living in a consensual union. This refers to the marital status of the person at the start of the trip, regardless of whether the status changed during the migrant’s stay in Canada,

**Length of stay?**

Specify the amount of time (yy.mm) that the person spent in Canada for the given trip. See CONVENTIONS, at the beginning of this document regarding the notation used for duration. If a person is still living in Canada, the duration is TP (“To the present.”)

**Documentation**

This question refers to the type of documentation that the person had during the trip. Respondents may change their documentation status during their stay, but in this table we are interested in documenting the type of documentation that the person had when they began working at their *principal occupation* specified for the trip.

If the person also changed documentation status while working at this occupation, we suggest the following rule:

1. For the first trip: Write down the person’s documentation status at the beginning of this job experience.
2. For the last trip: Write down the person’s documentation status upon terminating the job experience, or in the case of present occupations, write down the current documentation status.

This table is filled out based on the codes listed at the bottom of the page.

## **Principal Economic Activity**

We follow the same logic as we do in Tables C and D. We are interested in the occupation with the longest duration. We also prefer employment times instead of unemployment time (see Principal Economic Activity in table C).

In the case of people with only one trip to Canada who have had more than one occupation, we record different occupations in the cells corresponding to the first and last “trip”. This depends upon the duration and importance of each occupation and is left to the interviewer’s judgment. For example, if the person worked for 10 years as a waitress and for one year as an electrician, it makes sense to designate his occupation as “waitress” for both trips. If, however, he worked 6 years as a waiter and 4 as an electrician, it is natural to write “waitress” as the first occupation and “electrician” as the last occupation. In this case, the place, documentation status, and salary of the first trip correspond to the occupation of “waitress”; and in the case of the last visit, they correspond to the occupation of “electrician”. If you follow the general rule of “first trip, first occupation, and last trip, last occupation,” for example, the salary as waitress would be the first salary obtained in such occupation, while the salary as an electrician would be the last salary obtained, and the same would follow regarding documentation status.

## **Salary (\$CN)**

This cell refers to the salary received by the person from working at the job specified in the cell PRINCIPAL ECONOMIC ACTIVITY, and should be written in Canadian dollars. Salary should be noted according to the following rules:

1. For the first trip: Write down the initial salary that the person received when s/he began to work at the specified job, in essence, her/his first salary.
2. For the last trip: Write down the final salary that the person received when s/he stopped working at the specified job. Or write down the current salary if the person is still working at the same job.

Note: When a person has only taken one trip to Canada, it should be recorded as both the first and last trip. In this case, the only cells where the information may vary are DESTINATION, DOCUMENTATION, OCCUPATION, and SALARY. The year of arrival, marital status at the time of the trip, and the duration of the trip should be the same for first and last trip. Also, the total number of trips should be “1.”

## **TABLE E**

This table lists all of the businesses that the head (or the spouse) has owned in her/his lifetime, whether they are located in the country of origin or the United States.

## **Definition of a Business**

A business is any kind of activity that implies the sale of goods or services and involves some type of capital investment, even if it is only a small amount. A little stand that sells anything is considered a business. If someone makes her/his own car a taxi, then this is also a business. Babysitting or caring for the elderly is not a business (these activities do not involve capital investment.) Businesses are ordered from the oldest one to the most recent one.

## **Type of Business: Description and Coding**

Write a description of the business that provides enough information for it to be coded according to the list of categories given at the bottom of the table. It is the interviewer's responsibility to assign the appropriate code to each business. Therefore, if a person sells candy, the interviewer should ask if s/he is an ambulatory vendor, has a shop, or buys/sells candy, in order to assign the most appropriate code.

Code 10 (Agriculture) does not apply to agricultural activities that are recorded on tables O and P. It only applies for greenhouse per se.

## **Year established (or began)**

This refers to the year that the head (or the spouse) bought or set up the business (or the year the s/he bought a part of the business.) If the business is a family inheritance, fill in the year that it was inherited, or the year s/he became the owner. If it is a family business that has not yet been formally inherited but the head actually runs it, write down the year that s/he assumed full responsibility for the business.

## **Year sold**

This refers to the year that the head (or the spouse) ended the business or her/his relationship with it by selling it or her/his part of it, even if the business continued to exist or was purchased by other relatives.

## **Used migradollars to start it?**

Migradollars are "monies earned in the U.S." (This includes money sent from the U.S. by other family members that was not necessarily earned by the head or the spouse.) If any of the financing consisted of migradollars, even if it was only a small part, the answer to this question is "yes."

## **Number of employees: family members and other employees**

For current businesses, fill in the number of permanent employees at the time of the survey. For previously owned businesses, fill in the number of permanent employees that were kept the majority of

the time. Often people own agricultural businesses, construction businesses, or other types of businesses that double or triple their seasonal work force. In these cases, write down the number of permanent employees plus a reasonable fraction of additional employees in order to obtain a monthly average of the number of employees.

### **Located in the United States?**

Answer simply “yes” or “no.”

### **How was it set up?**

Use the options given in the codes at the bottom of the table. Inheritances may also occur while the person is still alive. Only one option is allowed. If the respondent started the business with a combination of savings and a family loan, we have to ask which one contributed the most to start the business.

### **TABLES Fa and Fb**

These tables document, year by year, the labor histories of the head and the spouse and some other basic data related to the jobs they have held. These tables should document the labor history from its beginning up until the time of the survey (By the MMP/LAMP decision, labor histories start to count from 13 years of age). Table Fa corresponds to the head, and Fb corresponds to the spouse. Table Fb should be crossed out when there is not a spouse. In case the spouse has not worked throughout her life, then her life history should start when the spouse got married or in a consensual union with the term “housewife.” The term “helps around the house” should be included only if the wife, before marrying, did help in the house, then had a period of inactivity, and then got married. That period of inactivity should be coded as “helps around the house” or “unemployed”. In order to consider her “unemployed” the wife should have been looking for a job.

Table F may be filled out before Tables C and D. The reason for this is that in order to fill out Table F, the respondent must reconstruct her/his entire life while for C and D s/he only needs to think about a couple of periods. It is easier to think about these periods once the respondent has been forced to go over her/his entire history rather than asking the respondent to try to think of small pieces of her/his history, and then start over from scratch and reconstruct everything.

### **Year and age**

We start this table by writing down the first job that the respondent ever held. So the first year and age listed should correspond to the respondent’s first job. After this initial year, write down the main jobs held by the head or spouse during every year onward.

Years may not be repeated which means that there cannot be two lines in the table referring to the same period of time.

If the person held multiple jobs simultaneously, they should be listed in the same line. For example, if someone was a teacher from 1976 to 1990 and from 1987 to 1990 was also a radio dispatcher, then write in “teacher” from 1976 with duration of 11, and “teacher and radio dispatcher” from 1987 with duration of 3. Do not write “teacher” from 1976 with a total duration of 14 and “radio dispatcher” from 1987 with a duration of 3, because this produces an overlap of the years from 1987 to 1990.

Year	Age	Place		Economic activity		Duration (yy.mm)	Social security/retirement			Documents (in US) <sup>a</sup>
		(Municipality/City and State)		Occupation	Specification		Yes	No	DES	
1976	37			Teacher		11	Yes	No	DES	Code
1987	48			Teacher and radio dispatcher		3	Yes	No	DES	Code
1990	51			Retired		HH	Yes	No	DES	Code

Ages are calculated under the assumption that the head or spouse was born on the first of January of her/his year of birth. For example, if someone who was born in July of 1960 says the he began to work as a bricklayer at the beginning of 1980, we write that he was 20 years old when he began this job even though in reality he began at the age of 19.

Año	Edad	Lugar		Actividad económica		Duración (aa.mm)	Seguro social / jubilación			Documentos (en EEUU) <sup>a</sup>
		(Municipio/Ciudad y Estado)		Ocupación	Especificación		Sí	No	DES	
1980	20			Bricklayer		0.08	Sí	No	DES	Cód.
1981	21			Carpenter's helper		HH	Sí	No	DES	Cód.

Suggestion: When beginning to reconstruct the work history of the respondent, it is helpful to memorize her/his year of birth (that was noted down in table A), or write it down in the margin to aid in making calculations. The main idea here is to help the respondent to reconstruct her/his work history and not wear her/him out while trying to remember everything. Constantly play with the years and ages or use one to confirm the other. If the respondent chooses to talk in terms of years, use age to verify the information (“so when you stopped working at the shoe store, you were about 34 years old...”) or vice versa. It may be easier for the respondent to speak in terms of age (“I stopped working when I had the

accident when I was 62 years old;” “ah, and this was, let’s see, in 1989...right?”) Agility and speed with calculations -- or a small calculator -- are helpful for completing this table.

### **Place**

When referring to a job held in the country of origin, write down the corresponding municipality and state or province. For places in the U.S., just write down the corresponding city and state.

### **Principal Economic Activity**

Each line corresponds to a different occupation indicating the principal economic activity during each year. It is not necessary to create another line when the respondent simply changes jobs but remains within the same occupation, unless something else has changed (place, formal/informal status, or documentation status if in the U.S.) For example, if the respondent sold auto parts in a workshop and then changed jobs to doing the same thing in another workshop, just add the durations spent in each job and write it in a single line.

Blank periods of time in the labor history must be avoided even when the person has been outside of the labor force for some period of time. In this case, write “inactive” and specify the cause in case it is due to an accident or physical or mental incapacity. If years are left unaccounted for in the labor history, the computer will automatically assign these periods to “outside of the labor market.” Therefore if a person has always worked but there are periods of time in which we cannot specify what kind of work s/he was doing, then for these periods write “unknown occupation.” If the person cares for the home, write “homemaker.”

As in Table A, if someone is a pensioner, specify this with the word “pensioner,” leaving the word “retired” for those who no longer work and do not receive a pension. For pensioners, clearly we need to know the year in which the person began to receive a pension so it should be noted in Tables Fa and Fb.

If a person has a pension and also works, it is preferable to identify this person as just a pensioner, and fill in the salary of the last job held before receiving the pension in the corresponding cell.

### **Duration in years**

Write down the duration according to the conventions specified above (yy.mm). Always document the work history from the first job held by the head or the spouse up until the time of the survey. The last occupation should always have a duration set to “TP” (To the Present).

### **Social security/retirement**

This cell indicates whether or not the job specified offered social security or a pension plan (this includes any kind of social security or medical plan – perhaps even private). The objective is to obtain an

indicator that will allow us to understand the level of formality of the job. We consider a formal job to be one that offers a retirement plan.

If someone does not change jobs but does change status to formal or informal employee, write this down in two separate lines. The year that the job became formal (or informal) is the year that separates the two lines. If the person's job has continuously fluctuated back and forth from formal to informal, write in "irregular" (includes when the person is a housewife and is registered by the social security from her husband). If the occupation of a person has changed continuously from formal to informal, then give priority to the one in which the person has been the longest.

When the person has been undocumented in the U.S., choose the option "No", even though the person had a social security number through which he/she worked. Since that social security number is not legal, then truly the person did not have any social security benefit. Choose "Yes" whenever that person got legal papers.

*Note about Seguro Popular in Mexico:* Until 2011, seguro popular was granted per family basis; it was not granted individually. Thus, if the household head was in the U.S., he did not lose his affiliation to seguro popular. However, this changed in 2012; now, this seguro popular is granted individually.

### **Documents (in US or Canada)**

Use the codes located at the bottom of the page. Like job formality, a change in documentation status implies a new line in the work history even though nothing else changes.

### **Salary of last job in the country of origin**

Write down the last salary or wage earned for the last job listed in the person's country of origin. For people who are currently working in the country of origin, it should be the current salary. For pensioners, do not write the amount received for the pension, but rather the last earned salary.

If a person receives a pension and also works, write in the last salary earned before receiving the pension. Do not write in just the amount received for the pension nor the sum of the job and the pension. In the line BY, specify the frequency of wage payment: By "month," "week," etc. For people who have never worked in the country of origin, the last salary is N/A.

NOTE: There may be cases of recurring migration – most commonly international migration, but it is also true in the internal migration – when there might be a distortion in the years. When adding the duration of the jobs and rounding the years, the year in which the person started the next job may not be the one that the interviewee gave us originally; in these cases, the datum which is true is the number of trips.



## **TABLE G**

Table G contains information about U.S. migration experience of relatives of the head. We are interested in getting information about relatives that have lived or worked in the U.S. even if they have since died or were born in the U.S. We are not interested in taking account of people who have only been to the U.S. for a brief visit. If neither parent nor none of the head's siblings have ever lived or worked in the U.S., the entire table can be crossed out and marked not applicable (N/A).

It is very important to get the relevant information regarding the years of the first trip and of receipt of the "green card" for all relatives that have migration experience, including those who have since died. In this table, we ask for the year of first trip to the U.S. Many times, the respondent does not recall the exact year; in those cases, ask for the age of migration and current age. Once having both ages, we can later calculate the year of first trip.

In the column "legal status", we will choose "RES" for all those who have a green card or "CIUD" for all those who have the citizenship. Only for these two option we will ask for the year in which those documents were received. The other options: "INDOC" applies for all those migrants who travel undocumented to the U.S.; "OTHER" will be assigned to those migrants who traveled with some sort of visa (work visa, tourist visa, etc), but are not legal residents at the time of the survey. For all those persons identified as "INDOC" or "OTHER", the year of documents received will be set to not applicable (N/A).

## **TABLE H**

Table H documents personal contacts in the U.S. that the head can rely on for help in life. We are interested in knowing how many people the head considers to be part of her/his social network in the U.S. Here we only consider some relatives and close friends. But in the case of nieces, nephews, siblings-in-law, and children-in-law, relatives of the spouse are also included. We are not interested in finding out about the immediate family because that information has already been obtained in other sections of the survey. We only want to know the approximate number of people that pertain to each cell. We are not concerned with their year of arrival to the U.S., legal documentation status, or if they were born in the U.S.

Often it is very difficult for the respondent to specify precisely how many relatives s/he has in the U.S. Try to help respondents by reminding them that we are only interested in an approximate number. When the respondent answers "Many!" we can narrow this down by asking the question again in terms of numbers ("Like how many? ...Ten? ...Twenty?")

### **How many currently live in the U.S.?**

Here we include relatives and friends who are living in the U.S. at the time of the survey, including those born in the U.S.

### **How many others have been to the U.S.?**

Note that the second column asks for people different from those specified in the first column. This column refers to migrants that have returned to Mexico. If someone is in Mexico just visiting at the time of the survey but continues to maintain residence in the U.S., then this person should be recorded in the first column corresponding to those who are currently living in the U.S.

### **Addresses of relatives in the U.S.**

It is very important to collect names and addresses of relatives living in the United States in order to conduct the U.S. based surveys. In this table, write down information that can help in contacting these people in the U.S. Given the type of survey we are conducting, it is important to reiterate that the information we are collecting is completely confidential and that we only ask for it with the intention of conducting more interviews with relatives of the respondent that are living in the United States.

Important information to be noted: name and/or nickname of the relative, telephone number, city or region of residence, name of the informant and her/his relationship to the person for whom we are obtaining the information. The last piece of information is very important since the relatives often want to know who recommended them or sent us to them. The more information we have, the easier it will be to get an interview in the U.S.

### **TABLE I**

Table I seeks to gather information about the house where the respondent currently lives and the history of other properties, past and present, owned by the head and the spouse. Each line refers to a different property, with the first line belonging to the house in which the survey is being conducted. The majority of the cells have a set of options listed at the bottom of the table. The data collected in this table serve as socio-economic indicators of the standard of living of the household being surveyed.

Note that this is not a history of the places that the head has ever lived; rather, it is a history of all the properties ever owned, except in the case of the current house occupied at the time of the survey which may be rented or borrowed.

### **Type of Property**

Fill in the corresponding code. The code for the first line is always 1 (place of residence), since it refers to the place where the respondent is living at the time of the survey, whether it be a house or apartment that is owned, rented, or borrowed. Codes 2 through 6 are for other properties that may be owned by the head or the spouse in addition to the place of residence. So the code 2 (owned house) and the code 6 (owned apartment) are only used when the head or the spouse are owner of another house or apartment in addition to the place where they live.

In those cases in which the property is borrowed or rented, the cells of “financed with migradollars?”, “located in the U.S.?” and “how was it acquired?” will be coded as N/A.

### **Building Materials**

Fill in the corresponding code. The list of materials included is not exhaustive. Rather, it is a list of materials most commonly used for building houses in western Mexico and suggests certain socio-economic levels. The list is ordered so that each code is associated with a particular socio-economic status. Code 1 (adobe and tin) refers to unstable structures constructed with simple materials. The majority of the time, the materials listed corresponds to the actual materials used to construct houses. When this is not the case, the interviewer should use her/his judgment to determine the most appropriate category, taking into consideration that this will serve as an indicator of the household’s socio-economic status.

### **Type of Floor**

Fill in the corresponding code. Again, the types of floors listed suggest certain socio-economic levels. The code 1 (dirt) refers to the simplest type of house where the earth itself serves as the floor. The code 2 (cement) is the second level in which the building material is very basic. The code 3 (finished) means that other materials were used to cover and finish the floor of the house.

### **Number of rooms**

A room is any space in the house that is bound by four walls where some specific activity takes place. The following are counted as rooms: bedroom, living room, dining room, kitchen, study, etc. The following spaces are excluded: bathroom, hallway, and any exterior space. If the kitchen and the dining room are one and the same then this space counts as one room.

### **Tenancy**

Fill in the corresponding code. This question refers only to the family’s current place of residence. If the house belongs to someone other than the head, for example her/his mother that also lives there, fill in “4” (another relative). If it belongs to someone else who does not live there, and the family does not

pay any rent, write "1" (borrowed). If the house is not formally regulated by someone or is illegally inhabited, write "5" (squatter).

### **Year purchased or beginning of residency**

Fill in the year the property or structure was purchased, if the construction was paid for by the head herself/himself. If the property was inherited, fill in the year of death of the previous owner (here, the term that applies is year of purchase).

Exception: For the current place of residence only, if the house is not owned (it is rented, borrowed, or owned by another relative), then fill in the year that the head began living there (here, the term that applies is year of residency).

### **Financed with migradollars**

As in all other cases, including partially financed with migradollars, fill in "yes."

### **How purchased?**

This question only applies to owned homes, not rented or borrowed from a family member or without papers (unless the property has been obtained through inheritance); in these cases, the answer will be N/A. Fill in the corresponding code. It is acceptable to have more than one answer. If a property has been inherited and the house was built with savings, then codes 1 and 5 apply. For all other cases, only one code is accepted; if the respondent offers two options, ask which one contributed the most to purchase the property.

### **TABLES J1, J2 and J3**

Tables J1 and J2 gather information about the family's access to and use of some goods and services. Table J3 identifies whether or not money earned in the U.S. and/or Canada is part of the household's economy.

Table J1 does not capture how often the services are provided; rather, if the household has such services. When asking about electricity, we are not interested if they have regular service of the household steals the service; regarding sewage, we are not asking if the service is available on the community, but if the household has sewage itself. There may be cases in which the community was sewage, but the household does not have that service yet and still uses "septic pit."

In Table J1, the distinction between a radio and a stereo depends on the complexity of the machine. If a household owns a small machine that just picks up a few radio stations, choose "yes" they have a radio,

and “no” they do not have a stereo. If the household has a machine that contains a radio as well as a tape player, etc., then choose “yes” they have a radio, and “yes” they have a stereo. Even though a family may only have one machine that contains a radio plus other features, choose “yes” for both radio and stereo.

NOTE: If a family has a stereo that has radio, then record “yes” for both radio and stereo. If the TV is connected to cable or satellite, then record that the household has cable or satellite. In addition, if someone in the household has a cell phone, then record “yes” for cell phone. If someone has a (working) computer but not connected to the internet, then record “yes” for personal computer only. If the household has internet connection, then record “yes” for internet. Having a computer at home does not always mean that the household is connected to the internet since both are different bills.

Table J2 gets information of all vehicles that the household owns. For the question on how the vehicle was purchased, if the respondent answers with more than one option, ask which option contributed the most to purchase the vehicle.

Table J3 asks about remittances received by the household from the U.S. and/or Canada. If the household does not receive any remittances, select “No” and cross out the second part of the question.

## **TABLE K**

Table K contains information about undocumented crossings and intended crossings over the life course of the household head. If the household head has never been a migrant, the interviewer will select the child with the most migration experience. If the household has two children who are migrants, collect the information for the child who has returned to Mexico. Whenever the household head is not a migrant, the child’s information must appear in tables KLMN.

On the space “Person number in table A”, write down the number of the migrant from table A. If the household head is the migrant, then the number will be 1 (same as in table A); however, if the migrant is one of the children, select the correct number from table A.

A crossing or intended crossing is considered to be undocumented when the household head tried to cross the border without proper legal migration documents that give her/him permission to enter the United States. It is very important to be sure that the household head has already reconstructed her/his migration and work histories (Tables D and Fa) before trying to fill out this table. The information collected in those tables can serve to guide the interviewer. In many cases, where the migrant has always migrated undocumented to the U.S., the number of trips in table K will be the same as the number of trips in table D.

Note: The design of this table varies greatly depending on the country of origin. Therefore, consult with the fieldwork supervisor to become familiar with the intricacies of Table K before conducting a survey. *The following conventions for Table K apply to the case of heads from Mexico.*

### **Crossing and Year**

Each line refers to a crossing or a series of attempts to cross during a particular year. It is very important that years coincide with the trips reported in the head's migration and work histories that appear in table Fa.

### **Place of crossing**

For the MMP surveys, fill in the city and state in Mexico where the person tried to cross the border. If the person tried multiple times to cross in one city and was not able to, s/he may have then decided to try to cross again in another city. This new set of intended crossings should occupy a separate line even though both sets of intended crossings took place during the same year.

It is important to become familiar with a map of the U.S.-Mexico border in order to be able to verify that the crossing point mentioned by the migrant is actually located on the Mexican side of the border. Places in the U.S. are unacceptable.

### **Crossed with whom?**

Fill in the corresponding code. If someone tried to cross only with the coyote, use the code 1 (alone). If someone tried to cross with people that s/he only met when arranging to cross the border, use the code 5 (with strangers). In case that the person crossed with friends or family and strangers, then use the coding for family or friends (2,3, or 4) according to the case.

### **Coyote**

These cells do not require much explanation, except in the case of *who paid*. Many times, especially for the first crossing or intended crossing, the migrant does not have enough money to cover the expense of the coyote so a relative or friend pays for the migrant. When this happens, usually the migrant pays back the debt later when s/he is able to get together the money. Even though the respondent may say that her/his brother paid the coyote but then s/he paid him back, write down that the *family* paid since we are interested in knowing who paid at the actual time of the crossing.

The dollar amount should be the total spent for each person to cross the border.

## **Number of Deportations**

In this cell, fill in the total number of deportations for each series of intended border crossings. A *deportation* is when a person gets caught by the border patrol and is returned to Mexico, regardless of whether or not the violation is actually documented. The majority of the time, given the number of apprehensions at the border, the police just make the accused sign a form and then s/he is sent back to Mexico without being imprisoned or taken to court.

However, if the respondent reports having been deported whenever he/she was already living and working in the U.S., this deportation does not count for this column. This column exclusively counts the number of failed crossings and deportations within one trip.

## **Successful crossing?**

For each series of intended crossings, if the head was ultimately able to cross the border successfully, write “yes,” regardless of any earlier deportations or returns due to unfavorable crossing conditions.

NOTE: Sometimes when asked if the household head has worked in the U.S., people may answer no, even though that the household head was in the U.S. for a month. It is important to ask if the household head crossed or tried crossing to the U.S. even though the head was in the U.S. for a couple of days. This information is not useful for tables D and Fa, but it certainly applies for table K.

## **TABLE L**

Table L contains information about a variety of the head’s experiences in the United States. If the household head has never been a migrant, then we will choose a migrant child with the most migration experience. If the household has two migrant children, we will select the information of the one who has already returned to Mexico. The child’s information will appear in tables KLMN.

In the space “Person number in table A” write down the number that applies from table A. If the household head is a migrant, then the number will be “1” (same as table A); however, if the migrant is one of the children, select the correct number.

All questions should be answered using the codes listed at the bottom of the table. The table is divided into four sections that basically cover four different topics. Only the first section refers to the head’s first trip to the United States. The last three sections refer to her/his experience overall.

## **TABLE M**

Table M contains information about financial affairs of the head and the spouse during the last trip to the United States. If the household head is a migrant, we will collect information about the household head and spouse. The table is divided into two sections. The first section contains information about the last job of the head and the spouse in the United States. The second section refers to household expenses, savings and monetary remittances to the country of origin. When the question does not require a monetary response, use the list of codes located at the bottom of the table.

Note: The spouse referred to in Table M should be the same as the one specified in Table A, therefore, do not write down any information about a previous spouse in the case that the head was in a different union while living in the United States.

If the household head was never a migrant, the columns corresponding to the household head and spouse will be crossed out and we will only collect the information pertaining to the child's migration history.

### **Regarding the most recent job of the head and spouse**

We are interested in knowing the most recent salary, or if the person no longer works, the last salary earned before retiring or receiving a pension.

When calculating the number of months worked during the year, in addition to the actual number of months worked, also include periods of paid vacation.

In U.S. normally when people get paid by check, taxes are deducted from the paycheck. This does not always occur when people are paid with cash; sometimes taxes are deducted some other times are not.

For the questions about race and ethnicity of the owner and majordomo or supervisor, use the code 8 (company) only when the respondent says that s/he does not know what group they belong to. If the owner or supervisor is the respondent herself/himself, write "N/A."

### **Regarding expenses, savings, and remittances**

In this section we are interested in obtaining information about the most recent migration experience. Often, respondents say that their expenses varied. It is acceptable to write down approximate amounts. The interviewer can help the respondent to answer these questions by listing the most common expenses. For housing costs, include the monthly rent or mortgage and utilities such as electricity, gas and telephone. For savings and remittances to the country of origin, many people say that they saved or sent money only when they were able. It is important to determine some quantity even when the respondent says that the frequency of these activities varied. In these cases, write down the figure and frequency stated by the respondent.



Some migrants return to their home country with consumer goods purchased in the United States instead of money. For these people, estimate the amount of money spent on these goods in the United States and treat this amount as money brought back to the country of origin.

## **TABLE N**

In this table we are interested in knowing if the head received any public benefits or services during any of her/his visits to the United States. Given the negative connotation associated with receiving help from the government of the United States, it is normal for the respondent to feel somewhat uncomfortable in answering these questions. It is very important, therefore, to treat this subject in a tactful manner. Ask the respondent if s/he ever received assistance from the government during an emergency or especially difficult time, instead of simply asking directly if s/he ever received food stamps. Once approaching the topic, mention the list of benefits, and then allow the respondent to identify whether or not s/he ever received any of them.

### **Ever received unemployment compensation?**

Document whether or not the head or spouse ever received unemployment compensation even if it was only for a short period of time. In the United States, unemployment compensation is granted to some people when they have lost their job and only until they find another one. Sometimes when people only work seasonally in the United States they may also receive unemployment compensation to cover the periods of time when they are not working.

### **Ever received food stamps?**

Food stamps are vouchers that people can get from the government to subsidize their food costs and to be able to purchase certain products. Only people who can show that they are living on a monthly salary that is lower than the poverty level in the United States are eligible to receive food stamps. It is not necessary to have legal documents in the United States in order to have access to this subsidy.

### **Ever received government welfare?**

Welfare is a form of government assistance in the United States in which people receive, in the majority of cases, a check from the government for basic sustenance. To qualify, usually a family just needs to prove that its income is very low and that it is not enough to support the family's basic needs. There are several types of Welfare:

- AFDC (Aid for Families with Dependent Children): Aid program for families with young children.

This benefit is granted to people who have dependent children. Usually a woman states that she does not have a husband and is a single mother so she can qualify for the program. The amount of money a person receives depends on the number of children. For each child, the person or family receives an additional amount. It is not necessary to have legal documents to receive AFDC as long as the children were born in the United States. In 1998, the program was revamped under the name "Nutritional Assistance."

- WIC (Women Infants Children Program): Aid program for pregnant women and new mothers.

This benefit is granted to pregnant women and women who have children under the age of five. These women must prove that they have a low income in order to qualify for the vouchers that may only be exchanged for certain products at the grocery store (certain types of cereals, milk, eggs and cheese). They receive these vouchers every month and must also attend lectures about nutrition. This program requires the recipients to have legal documents.

- SSI (Supplemental Security Income Program): Aid program for poor elderly and people with disabilities.

This program grants money to people whose income level is very low and who meet *at least one* of the following conditions:

- At least 65 years old,
- Blind,
- Serious physical disability that prevents the person from working

To receive SSI it is necessary to be a ***citizen*** of the United States.

- General Assistance: Assistance program administered by individual states, not the federal government.

This assistance is almost always granted in the case of natural disasters when people are left homeless due to conditions beyond their control.

NOTE: All types of welfare are granted while living in the U.S. except one. In order to receive SSI, one does not necessarily need to live in the U.S. Thus, we have to be careful with those cases when migrants worked for many years in the U.S. or for those who were injured in an accident.

## **TABLE L2**

Table L2 contains information about a variety of the head's experiences in Canada. If the household head has never been a migrant, then we will choose a migrant child with the most migration experience to Canada. The child's information will appear in tables L2, M2, and N2.

In the space "Person number in table A" write down the number that applies from table A. If the household head is a migrant, then the number will be "1" (same as table A); however, if the migrant is one of the children, select the correct number.

All questions should be answered using the codes listed at the bottom of the table. The table is divided into four sections that basically cover four different topics. Only the first section refers to the head's first trip to Canada. The last three sections refer to her/his experience overall.

## **TABLE M2**

Table M2 contains information about financial affairs of the head and the spouse during the last trip to the Canada. The table is divided in three sections. The first two sections contains information about the first and last employment in Canada. The third section pertains to all expenses, savings, and remittances to Mexico. If the questions do not look for an answer in terms of money, use the list of codes at the bottom of the table to fill in the table.

### **Regarding the most recent job of the migrant**

We are interested in knowing the most recent salary, or if the person no longer works, the last salary earned before retiring or receiving a pension.

For both jobs on the first and last season, we should specify up to three types of crops where the migrant worked at. If the migrant only worked with one crop, assign not applicable (N/A) to the rest of the options.

When calculating the number of months worked in a year, do not forget to include all those paid vacations as well.

### **Regarding expenses, savings, and remittances**

In this section we are interested in obtaining information about the most recent migration experience. Often, respondents say that their expenses varied. It is acceptable to write down approximate amounts. The interviewer can help the respondent to answer these questions by listing the most common expenses. For housing costs, include the monthly rent or mortgage and utilities such as electricity, gas

and telephone. For savings and remittances to the country of origin, many people say that they saved or sent money only when they were able. It is important to determine some quantity even when the respondent says that the frequency of these activities varied. In these cases, write down the figure and frequency stated by the respondent.

Some migrants return to their home country with consumer goods purchased in Canada instead of money. For these people, estimate the amount of money spent on these goods in Canada and treat this amount as money brought back to the country of origin.

## **TABLE N2**

In this table we are interested in knowing if the head received any public benefits or services during any of her/his visits to Canada.

### **Ever received unemployment compensation?**

Document whether or not the head or spouse ever received unemployment compensation even if it was only for a short period of time. In Canada, unemployment compensation is granted to some people when they have lost their job and only until they find another one.

## **TABLE O**

This table contains information about current and former agricultural properties. The first part refers to current properties and the second part to the history of other agricultural properties. The size of the land should be recorded in hectares. If the person provides this information in terms of some other measurement, ask for the equivalent in hectares. The year of acquisition for borrowed or rented land should be the year in which the head began to work the land.

The definitions for the type of land are as follows:

Irrigated	Land dedicated to cultivate cereals or grains. These lands have a duct system which allows the constant watering of crops.
Wetland	These lands have the perfect combination weather and soil conditions of the region, having enough humidity to develop crops without the need of irrigation.
Dryland	Land dedicated to cultivate cereals or grains, but do not have the irrigation infrastructure, solely depending on the rainy season to develop crops.

Grazing/ pasture	Land dedicated to livestock during drought season.
Orchard	This is a short extension of land to plant vegetables, legumes, and sometimes, fruit trees.

#### **TABLE P**

This table contains information about the current use of agricultural properties and ownership of livestock; this should include all non-domestic animals that bring some income to the household. Even when the head does not have any current properties, record the information regarding animals if s/he has any.

Regarding the number of family members and non-family members who work, it is important to capture those who work seasonally.

NOTE: Dog, cat or any other domestic animal breeders is not considered of economic income for some families. However, if any household gets economic income by breeding domestic animals, this kind of information does not get recorded in this table, but in table E of business.

#### **TABLE Q**

This table seeks to gather information about health and illnesses of the household head and spouse. (In some LAMP countries, we also include the “other” migrant on this table). If there is no spouse in the household, cross out the column pertaining to the spouse. The table is divided into four sections: Today’s Health, How do you consider your health...?, Illnesses, and for migrant household head and spouse only.

##### ***Today’s Health***

Data for height and weight are approximate as these are numbers reported by the respondent. If the person currently smokes or has ever smoked, we ask for the age of the first smoke. If the person has never smoked, the age of first smoke will automatically be set to not applicable (N/A).

##### ***How do you consider your health...?***

In this section, we are interested in observing an evolution in health - for good or for bad - of the respondent throughout the years. Before asking this section, it is important to mention the predetermined options we to consider when answering: “very well”, “good”, “regular”, and “poor.” A

way to ask this question would be: “From the following options: “very well”, “good”, “regular”, and “poor” ... at age of 14, how would you consider your health?” Once the question has been set, let the respondent answer this section during three points of their lives: at 14 years, a year before the survey, and at the moment of the survey. If the interviewer does not mention the four options, and if the respondent does not know that we have the option “very well”, it is probable that the most automatic answer will be “good.” If this happens, our data will suffer in quality. This is why we need to mention these four options before hand.

### ***Illnesses***

In several cases, we will be able to observe that the “level” of health the respondent considered in the previous section may not be always consistent with the illnesses he/she presents. We may find that a respondent may consider his/her health as “regular” just because he/she feels the effects of aging on his/her body. However, we may find a respondent who considers his/her health to be quite good, but he/she has been diagnosed with hypertension per se.

In this section, we are interested if the household head and/or spouse have been **diagnosed** with a specific illness and not with the illnesses the person “believes” to have. It is important to understand that the fact that the respondents know they suffer an illness, this does not necessarily mean that they take medication to control their illness. For example, a diabetic person may not necessarily be taking his/her insulin to control his/her sugar levels; nevertheless, this person knows that diabetes has been diagnosed. There will be other cases, depending on the place and socioeconomic level that many persons will go to the medicine-man of their town to be treated with non-medicinal remedies for their illnesses. This is why it is important to emphasize that we are interested on *diagnosed illnesses*, where the doctor has made such diagnostic.

### ***Migrant household head/spouse***

This last section contains two questions specific to the migrant household head and/or spouse. The goal is to measure health status prior and after the last migration trip. If neither the household head and spouse were migrants, then this section may be crossed out and set to not applicable (N/A). If the household head and/or spouse are currently on a migration trip, then we will only ask the first question about their health status prior to the migration trip; the other question’s answer about health status upon return will be set to not applicable (N/A). Once more, it is important to read all the four predetermined options to consider when evaluating their health status prior and after their migratory trip.

## APPENDIX 1: How to fill out Table D [Examples]?

(In these examples, we excluded the column that correspond to “Name”)

### Example 1. Raphael reports one migratory trip with one job

No. in “A”	Total number of trips	Trip	Place of destiny (City & State)	Year of arrival	Married?	How long?	Documen-tation <sup>a</sup>	Main Economic Activity Occupation / Specification	Salary (\$EEUU)	
									Quantity	By <sup>b</sup>
1	1	1er	“	“	(SI)NO DES	“	Cod. “	“	“	Cod. “
		Ultimo	Santa Rosa, CA	1988	(SI)NO DES	0.03	Cod. 3	Unskilled day laborer	3.20	Cod. 1

This example shows a simple case. The household head – we know it because the number in A is “1” – named Raphael, took one trip to the U.S. He went to Santa Rosa, CA in 1988 for 3 months. He was married and worked with an H2 visa for agriculture (codes are at the bottom of each table). His main economic activity was unskilled day laborer and received \$3.20 dollars per hour (codes are at the bottom of each table). Since his first trip was also his last, we will write down this information of the line for the last trip. The quotation marks on the first line will indicate that the information is the same for the first trip.

### Example 2. Raphael takes a second trip

No. in “A”	Total number of trips	Trip	Place of destiny (City & State)	Year of arrival	Married?	How long?	Documen-tation <sup>a</sup>	Main Economic Activity Occupation / Specification	Salary (\$EEUU)	
									Quantity	By <sup>b</sup>
1	2	1er	Santa Rosa, CA	1988	(SI)NO DES	0.03	Cod. 3	Unskilled day laborer	3.20	Cod. 1
		Ultimo	“	1989	(SI)NO DES	“	Cod. “	“	“	Cod. “

As we see, Raphael’s second trip was the following year with the same characteristics as the first. Again, he only worked for 3 months with the same documentation, occupation, and salary. In this case, the only two columns to suffer any modification are the total number of trips that changes to 2, and the year of last trip that changes to 1989.

**Example 3.** Raphael reports multiple trips with similar characteristics

Suppose that Raphael has returned to Santa Rosa every year since 1989 until 1999. He reported having always gotten his visa and there were no changes on his marital status. However, through time, his responsibilities at worked increased. In his last trip in 1999, Raphael worked as supervisor in agriculture, his trip was longer, and of course, his salary increased to \$9.50 per hour. In this example, the columns to modify are the total number of trips to 12, the last year's trip to 1999, the total time of his last trip to 9 months, his occupation as supervisor, and his salary to \$9.50.

No. in "A"	Total number of trips	Trip	Place of destiny (City & State)	Year of arrival	Married?	How long?	Documen-tation <sup>a</sup>	Main Economic Activity Occupation / Specification	Salary (\$EEUU)	
									Quantity	By <sup>b</sup>
1	12	1er	Santa Rosa, CA	1988	SI NO DES	0.03	Cod. 3	Unskilled day laborer	3.20	Cod. 1
		Ultimo	"	1999	SI NO DES	0.09	Cod. "	Supervisor day laborer	9.50	Cod. "

**Example 4.** Raphael had forgotten of another trip, his first trip!

The fact that people forget information during the interview is quite common. So far, we filled out table D with the information shown in example 3. However, during the interview, Raphael showed us a souvenir and told us that he bought it when he went to California in 1986 when he crossed by the line. Up to this point, Raphael had not mentioned any trip prior to the one in 1988, but this new information affects our table D. This kind of information usually comes out in table F when reconstructing labor history or in table K when asking about undocumented trips.

Thus, we asked about the trip in 1986. According to Raphael, this is the only trip he forgot to mention. He explained that he crossed undocumented in 1986 to California... just for adventure! In fact, that time, he worked as dishwasher in Los Angeles for 5 months. After those 5 months, immigration police stopped by the restaurant. Even though Raphael was not discovered, he decided to return to Mexico. He recalled his hourly salary as \$2 dollars. And, because of table B, we know that Raphael got married in 1987. The only information that changes is the one for the first trip; the information for the last trip does not suffer any change. And, the total number of trips increases to 13. Thus, our table D gets modified as follows:

No. in "A"	Total number of trips	Trip	Place of destiny (City & State)	Year of arrival	Married?	How long?	Documen-tation <sup>a</sup>	Main Economic Activity Occupation / Specification	Salary (\$EEUU)	
									Quantity	By <sup>b</sup>
1	13	1er	Los Angeles, CA	1986	SI NO DES	0.05	Cod. 8	Dishwasher restaurant	2.00	Cod. 1
		Ultimo	Santa Rosa, CA	1999	SI NO DES	0.09	Cod. 3	Supervisor day laborer	9.50	Cod. "



**Example 5.** Andrew is a onetime migrant with more than one job

Let’s take a look at Andrew’s case – Raphael’s oldest son. Just as his father, Andrew crosses the border in 1990 with no documents and ends up working at the same restaurant where his father had worked in 1986. The restaurant owner hires Andrew for \$2.50 per hour as dishwasher. However, Andrew’s trip lasted a total of 7 years. In those 7 years, he has worked in several occupations. His last occupation prior to returning to Mexico is a supervisor in a textile factory with a salary of \$11.50. Throughout those years, Andrew gets married with an American citizen and receives his green card. Unfortunately, Andrew gets divorced and returns to Mexico. This information is written down as follows:

No. in “A”	Total number of trips	Trip	Place of destiny (City & State)	Year of arrival	Married?	How long?	Documen-tation <sup>a</sup>	Main Economic Activity Occupation / Specification	Salary (\$EEUU)	
									Quantity	By <sup>b</sup>
3	1	1er	Los Angeles, CA	1990	SI <input checked="" type="radio"/> NO DES	7.00	Cod. 8	Dishwasher restaurant	2.00	Cod. 1
		Ultimo	“	“	SI <input checked="" type="radio"/> NO DES	7.00	Cod. 1	Supervisor textile faCtory	11.50	Cod. “

In this table we see that Andrew took only one trip. We only inquire about his first and last job if they are relevant (that’s if the jobs’ duration was not transitory as 2 months vs. 6 years per se). The information to repeat is: year of arrival, marital status, and length of trip. For marital status, we are interested for the marital status at the time of the trip; even though Andrew’s marital changed during all that time, we keep “No.” Everything else may vary, as that information pertains to the first and last trip in specific. In this example, the place does not vary either as Andrew did not move. The information that changed is documentation, occupation, and salary. Note that the documentation for the last trip corresponds to the last occupation.

**Example 6.** Andrew returns later to the U.S.

Now suppose that Andrew decides to return to the U.S. after having spent one year in Mexico. He is able to regain his former position as supervisor at the factory in Los Angeles. However, Andrew tells us that after a year, he lost his job and returns to Mexico. Thus, this information is written as follows:

No. in “A”	Total number of trips	Trip	Place of destiny (City & State)	Year of arrival	Married?	How long?	Documen-tation <sup>a</sup>	Main Economic Activity Occupation / Specification	Salary (\$EEUU)	
									Quantity	By <sup>b</sup>
3	2	1er	Los Angeles, CA	1990	SI <input checked="" type="radio"/> NO DES	7.00	Cod. 8	Dishwasher restaurant	2.00	Cod. 1
		Ultimo	“	1998	SI <input checked="" type="radio"/> NO DES	1.00	Cod. 1	Supervisor textile faCtory	11.50	Cod. “

The total number of trips changes to two. The year of last trip and duration changes to reflect the new information. Since Andrew’s marital status did not change in the last years, his is again not married at the time of last trip. In 1998, his occupation is the same as supervisor with the same salary, and his documentation is still green card. Note that the information corresponding to the first trip does not suffer any changes. Even though in his first trip he also worked as a supervisor, we kept his occupation as dishwasher because that occupation was the longest he worked during his first trip. *Thus, the main occupation of a trip is the one that the person worked the longest.*

If Andrew would have changed documentation or salary while having the same occupation, then we apply the following rule:

*Rule 1: First trip get the first information, and last trip gets the last information*

This rule determines what documentation and salary to use. In other words, for the first trip we write down the initial occupation and salary, while for the last occupation we write down the final occupation and final salary. The same rule must be obeyed whenever we need to decide which occupation to use in a certain trip. In other words, when the migrant has had more than one job, but none of those are significant in time. Suppose that Andrew worked as dishwasher for only 2 years; then he worked as construction worker for 2 years and 4 months; lastly, beside some other short time jobs, he worked in a dry cleaner for 2 years and 6 months. In this case, we will take his first job at the restaurant since all of the other jobs have relatively the same duration. Even if Andrew would have worked at the dry cleaner for 3 years, we could still decide for the job as dishwasher depending on the following factors: was the job as dishwasher fundamental for his migration experience? Was Andrew undocumented at that specific job? In this case, we need to maintain that dishwasher job as the first one to show his undocumented status. As seen, the decision as to which occupation to choose as “main” may result quite complex.

**Example 7. Julia a household wife**

Julia is Raphael’s daughter and appears in table A as number 4. Her husband Marcos traveled with Andrew to the U.S. at the same time with the same characteristics. Julia, after failing to cross the border twice, in October 1991 she is able to cross. Marcos’ original plan was to obtain some sort of visa and then sponsor Julia. However, Marcos is apprehended by immigration officials and both are deported in 1992. During the 8 months that Julia spent in the U.S., she never sought employment and stayed as housewife. Salary as housewife is not applicable, we can either write “---” or “N/A”. Her information is as follows:

No. in “A”	Total number of trips	Trip	Place of destiny (City & State)	Year of arrival	Married?	How long?	Documen-tation <sup>a</sup>	Main Economic Activity Occupation / Specification	Salary (\$EEUU)	
									Quantity	By <sup>b</sup>
4	1	1er	Los Angeles, CA	1991	(SI) NO DES	0.08	Cod. 8	Housewife	---	Cod. ---
		Ultimo	“	“	(SI) NO DES	“	Cod. “	“	---	Cod. ---

**Example 8.** Julia gets a visa and a job

Suppose that the situation for both Marcos and Julia was different. At the beginning of 1992, Marcos is able to get a visa and then helps Julia to get sponsor for a work visa through a textile factory. Julia gets a work visa and is hired as seamstress at the factory with an hourly wage of \$4.40. Since they are able to be legal in the U.S., both Marcos and Julia are still Los Angeles until today. Julia’s current salary is \$8.50 per hour. Thus, Julia’s information is written as follows:

No. in "A"	Total number of trips	Trip	Place of destiny (City & State)	Year of arrival	Married?	How long?	Documen-tation <sup>a</sup>	Main Economic Activity Occupation / Specification	Salary (\$EEUU)	
									Quantity	By <sup>b</sup>
4	1	1er	Los Angeles, CA	1992	(SI) NO DES	TP	Cod. 4	Seamstress textile factory	4.40	Cod. 1
		Ultimo	"	"	(SI) NO DES	"	Cod. "	"	8.50	Cod. 1

Note that we have followed rule 1 when writing the first salary on the first trip’s line and the current salary on the last trip’s line. Since Julia was a housewife only for a couple of months while she settled, that specific occupation has been eliminated since most of her time in the U.S. has worked. Thus, we follow the next rule:

*Rule 2: We prefer paid occupations rather than occupations out of the labor force*

## APPENDIX 2: How to avoid the duplication of years in the table F life history

Sometimes, the respondent (or spouse) has been in two places during the same year. He/she may have had more than one occupation during such year; or, he/she may have changed documentation during that year; or he/she may have started/stopped contributing to social security. In any of these cases, if we were to complete a precise life history of this person, we would end up duplicating information in a certain year. We must avoid duplication of years in table F.

It is impossible to explain how to avoid duplications without examples. In the project, we follow three rules:

- (1) If a person reports to have been both in the U.S. and in Mexico in the same year, the place in the U.S. has preference.
- (2) If a person reports to have had two occupations in the same year, the occupation that took most of his/her time has preference.
- (3) If the person reports having been in two different places – within the same country, we will opt for the place where the person spent most time.

These rules will be explained below by using examples. The examples are just fragments of hypothetical life histories. We give suggestions and general ideas in how to resolve when other situations arise and are not explained directly by these three rules.

**Example 1:** Person reports having been both in Mexico and in the U.S. in the same year

### Problem 1

Year	Age	Place		Economic Activity	Duration (aa.mm.)	Social security / pension	Documents (in U.S.)
		(Municipio/City, State)		Occupation / Specification			
1986	20	Morelia	Michoacán	Ambulatory vendor - fruit	4.00	No	N/A
1990	24	Morelia	Michoacán	Construction worker – makes cement	0.08	No	N/A
1990	24	Los Angeles	California	Waitress in restaurant	1.04	No	8

In this example, this person's first job was in 1986 in Morelia for 4 years. His second job started in 1990 as construction worker for 8 months. However, he said that his third job was in Los Angeles, California in 1990. This means, that his first trip to the U.S. was in 1990. In this case, we should apply our first rule that states that *between a place in Mexico and a place in the U.S., the place in U.S. has preference*. The time spent in Mexico is omitted and does not get added to the time in the U.S. Thus, the table gets modified as follows:

**Solution 1**

Year	Age	Place		Economic Activity	Duration (aa.mm.)	Social security / pension	Documents (in U.S.)
		(Municipio/City, State)		Occupation / Specification			
1986	20	Morelia	Michoacán	Ambulatory vendor - fruit	4.00	No	N/A
1990	24	Los Angeles	California	Waitress in restaurant	1.04	No	8

In this case, we simply delete the line with the job as construction worker in Morelia.

**Example 2: Temporary workers in the U.S.**

It is common to find temporary workers that migrated to the U.S. For example, there are agricultural workers who were hired during crop season in the U.S. In cases like this, the life history in table F would look something like this:

**Problem 2**

Year	Age	Place		Economic Activity	Duration (aa.mm.)	Social security / pension	Documents (in U.S.)
		(Municipio/City, State)		Occupation / Specification			
1980	20	Morelia	Michoacán	Ambulatory vendor - fruit	6.06	No	N/A
1986	26	Escondido	California	Day laborer harvest	0.06	No	3
1987	27	Morelia	Michoacán	Ambulatory vendor - fruit	0.06	No	N/A
1987	27	Escondido	California	Day laborer harvest	0.06	No	3
1988	28	Morelia	Michoacán	Ambulatory vendor - fruit	0.06	No	N/A
1988	28	Escondido	California	Day laborer harvest	0.06	No	3
1989	29	Morelia	Michoacán	Ambulatory vendor - fruit	0.06	No	N/A
1989	29	Escondido	California	Day laborer harvest	0.06	No	3
1990	30	Morelia	Michoacán	Shop clerk at shoe store	HH	Yes	N/A

The problem here is that we do not only have repeated years, but we have repeated places and activities in 1986 as the person worked the first six months of 1986 in Morelia (his job started in 1980 and lasted for 6 years and 6 months). Applying rule 1, the solution is as follows:

### Solution 2

Year	Age	Place		Economic Activity	Duration (aa.mm.)	Social security / pension	Documents (in U.S.)
		(Municipio/City, State)		Occupation / Specification			
1980	20	Morelia	Michoacán	Ambulatory vendor - fruit	6.00	No	N/A
1986	26	Escondido	California	Day laborer harvest	0.06	No	3
1987	27	Escondido	California	Day laborer harvest	0.06	No	3
1988	28	Escondido	California	Day laborer harvest	0.06	No	3
1989	29	Escondido	California	Day laborer harvest	0.06	No	3
1990	30	Morelia	Michoacán	Shop Clerk at shoe store	HH	Yes	N/A

In this solution, we reduced the duration of the first job to 6 years. We also eliminated all those periods in Morelia as they competed with the other 6 months this person spent working in Escondido. Note that even if the person would have worked in Escondido for fewer months (i.e. 9 months in MX and 3 months in U.S.), we would have kept the periods in U.S. In other words, any international migration trip has preference over the job in the country of origin. Also, according to rule 1, we never added the time worked in Mexico to each period in the U.S. so we do not overestimate the international migration experience.

### Example 3: Two different jobs in the same place

#### Problem 3

Year	Age	Place		Economic Activity	Duration (aa.mm.)	Social security / pension	Documents (in U.S.)
		(Municipio/City, State)		Occupation / Specification			
1986	20	Morelia	Michoacán	Ambulatory vendor - fruit	4.04	No	N/A
1990	24	Morelia	Michoacán	Construction worker – makes cement	0.08	No	N/A
1991	25	Los Angeles	California	Waitress in restaurant	1.00	No	8

In this example, the person worked for 4 years and 4 months in Morelia as ambulatory vendor, and then he switched jobs to work as construction worker for 8 months. As consequence, this person had two different jobs in 1990. Even though the year 1990 is not repeated, if we start counting 4 years and 4 months starting since January 1986, we end up with 4 months in 1990. In order to solve this problem, we apply our second rule: between two occupations within the same year and place, the occupation that lasted longer has preference. In the year of interest, the time taken by the occupation with the shortest time should take the extra time from the longest time in order to indicate that the person has not been unemployed during that period of time.

Thus, the table gets modified as follows:

### Solution 3

Year	Age	Place		Economic Activity	Duration (aa.mm.)	Social security / pension	Documents (in U.S.)
		(Municipio/City, State)		Occupation / Specification			
1986	20	Morelia	Michoacán	Ambulatory vendor - fruit	4.00	No	N/A
1990	24	Morelia	Michoacán	Construction worker – makes cement	1.00	No	N/A
1991	25	Los Angeles	California	Waitress in restaurant	1.00	No	8

Four months were subtracted from the first occupation and were added to the second occupation. We opted for this solution because this person worked the longest as construction worker during 1990 and was not unemployed.

**Example 4:** Two different jobs in the two different places within Mexico

### Problem 4

Year	Age	Place		Economic Activity	Duration (aa.mm.)	Social security / pension	Documents (in U.S.)
		(Municipio/City, State)		Occupation / Specification			
1986	20	Morelia	Michoacán	Ambulatory vendor - fruit	3.08	No	N/A
1989	23	Jerez	Zacatecas	Construction worker – makes cement	1.04	No	N/A
1991	25	Los Angeles	California	Waitress in restaurant	1.00	No	8

In this example, the person worked for 3 years and 8 months in Morelia as ambulatory vendor; then, he migrated to Jerez, Zacatecas to work as construction worker for 1 year and 4 months. As consequence, this person was in two different places during 1989, even though 1989 does not repeat itself. However, during that year, this person had two jobs and was in two places.

There are two ways to solve this problem: (1) extend Morelia's time to 4 years and reduce Jerez's time to a year, or (2) extend Jerez's time to 2 years and reduce Morelia's time to 3 years. The common denominator of both solutions is that, whatever we choose, one place will absorb the time spent in one place vs the other place.

In this case, since the person spent more time in Morelia, the solution seems to be obvious by extending Morelia's time. Thus, by doing so, we are applying our third rule: *we will give preference to the place where the person worked the longest, as long as we do not eliminate the other place from the life history* (see example 5).

#### Solution 4

Year	Age	Place		Economic Activity	Duration (aa.mm.)	Social security / pension	Documents (in U.S.)
		(Municipio/City, State)		Occupation / Specification			
1986	20	Morelia	Michoacán	Ambulatory vendor - fruit	4.00	No	N/A
1990	24	Jerez	Zacatecas	Construction worker – makes cement	1.00	No	N/A
1991	25	Los Angeles	California	Waitress in restaurant	1.00	No	8

In this solution, we increased Morelia's timing to 4 years and reduced Jerez's timing to one year. We also modified the year and the age of the second job. It is important to understand that our third rule does not eliminate one line at all. This means that we are simply giving preference to the place where timing is the longest. We apply this logic if the conflict arises between two places in the U.S.

There are other situations in which there are no rules, but we have general suggestions. These suggestions are a combination of the three rules above and they should be enough for the supervisor to solve any type of duplication of years. Of course, it is impossible to include all sorts of situations that may arise during fieldwork. However, what would we do if we were to eliminate one place? Sometimes, it is impossible not to eliminate one place from the life history.

#### Examples 5 - 8: A combination of situations just mentioned

#### Problem 5

Year	Age	Place		Economic Activity	Duration (aa.mm.)	Social security / pension	Documents (in U.S.)
		(Municipio/City, State)		Occupation / Specification			
1981	15	San Lucas	Oaxaca	Unskilled day laborer	9.00	No	N/A
1990	24	Morelia	Michoacán	Ambulatory vendor – fruit	0.04	No	N/A
1990	24	Jerez	Zacatecas	Construction worker	0.08	No	N/A
1991	25	Los Angeles	California	Waitress in restaurant	1.00	No	8

In this case, the conflict is found in 1990. During 1990, the person worked for 4 months in Morelia and 8 in Jerez. If we choose any of those lines, we will eliminate them completely from the person's life history.



### Solution 5

Year	Age	Place		Economic Activity	Duration (aa.mm.)	Social security / pension	Documents (in U.S.)
		(Municipio/City, State)		Occupation / Specification			
1981	15	San Lucas	Oaxaca	Unskilled day laborer	9.00	No	N/A
1990	24	Jerez	Zacatecas	Construction worker	1.00	No	N/A
1991	25	Los Angeles	California	Waitress in restaurant	1.00	No	8

In this case, we have eliminated the place where he spent fewer months. We have eliminated the line for Morelia, increasing the time in Jerez to 1 year. It is important to do so in order to reflect that the person was never out of the labor force.

IMPORTANT: If the timing of Morelia was part of the internal migration from table C, this trip should still appear in table C, even though it has disappeared from table F. In other words, table C will be independent to the changes made to table F. The same logic applies to table D for international migration.

### Problem 6

Year	Age	Place		Economic Activity	Duration (aa.mm.)	Social security / pension	Documents (in U.S.)
		(Municipio/City, State)		Occupation / Specification			
1986	20	Morelia	Michoacán	Ambulatory vendor – fruit	4.08	No	N/A
1990	24	Jerez	Zacatecas	Construction worker	0.04	No	N/A
1991	25	Los Angeles	California	Waitress in restaurant	1.00	No	8

Just as before, in 1990, this person spent 8 months in Morelia and 4 months in Jerez. However, the 8 months in Morelia are not the only ones for such experience; those 8 months are part of the total time since 1986. Sometimes, it will be necessary to choose between two options: (1) to eliminate Jerez and add that timing to Morelia, which is the place where the person worked the longest, increasing the timing to 5 years, or (2) to increase the timing in Jerez to 1 year and reducing Morelia's time to 4 years. In cases like this, the solution will be to the supervisor's criteria, by considering the following factors:

- (a) Did Jerez's job showed an upward/downward labor mobility from Morelia's job? In this case, it is better not to delete Jerez's experience to keep this diversity.
- (b) Does Jerez appear in other parts of the life history? If Jerez appears again and, if we were to delete it, we would not delete this experience completely from table F, and perhaps, would not be a difficult elimination.
- (c) If the time spent in Jerez is very short (i.e. 1 or 2 months), and Morelia's timing is 11 or 10 months, it is reasonable to delete Jerez without considering other factors.

(d) Was the immigration experience in Jerez meaningful for the person? The supervisor will be the judge by evaluating the conversation with the interviewer.

**Solution 6**

Year	Age	Place		Economic Activity	Duration (aa.mm.)	Social security / pension	Documents (in U.S.)
		(Municipio/City, State)		Occupation / Specification			
1986	20	Morelia	Michoacán	Ambulatory vendor – fruit	4.00	No	N/A
1990	24	Jerez	Zacatecas	Construction worker	1.00	No	N/A
1991	25	Los Angeles	California	Waitress in restaurant	1.00	No	8

According to the suggestions mentioned, the most reasonable solution is to keep Jerez’s job. Morelia’s timing was reduced to 4 years, while Jerez’s timing was increased to 1 year.

**Problem 7**

Year	Age	Place		Economic Activity	Duration (aa.mm.)	Social security / pension	Documents (in U.S.)
		(Municipio/City, State)		Occupation / Specification			
1986	20	Morelia	Michoacán	Ambulatory vendor – fruit	4.02	No	N/A
1990	24	Santa Barbara	California	Waitress in restaurant	1.02	No	8
1991	25	Los Angeles	California	Waitress in restaurant	0.08	No	8

In this example, the person worked in Morelia since 1986 for 4 years and 2 months. This means that he was still in Morelia for the first part of 1990. Then, in 1990 he took his first trip to Santa Barbara and stayed there for 1 year and 2 months. Due to the fact that he spent two months of 1990 in Morelia, this means that he was in Santa Barbara for 10 months of 1990 and 4 months of 1991. Then, his last job tells us that he spent 8 months of 1991 in Los Angeles.

We will fix the first problem - two places in 1990: Morelia & Santa Barbara – by using our first rule. The second problem – two places in 1991: Santa Barbara & Los Angeles – might seem a simple solution, since he spent more time in Santa Barbara during 1990. Apparently, the solution would be to reduce Morelia’s timing to 4 years, give 1990 to Santa Barbara, and 1991 to Los Angeles. However, there is a hidden trap there!

The trap is that if we apply this solution, we are overestimating the international migration experience in the U.S. The total migration experience in the U.S. is of 1 year and 10 months. Thus, the correct solution is to reduce Morelia’s timing to 4 years, reduce Santa Barbara’s timing to 10 months with 1990 as the year, and increase Los Angeles’ timing to 1 year.

**Solution 7**

Year	Age	Place		Economic Activity	Duration (aa.mm.)	Social security / pension	Documents (in U.S.)
		(Municipio/City, State)		Occupation / Specification			
1986	20	Morelia	Michoacán	Ambulatory vendor – fruit	4.00	No	N/A
1990	24	Santa Barbara	California	Waitress in restaurant	0.10	No	8
1991	25	Los Angeles	California	Waitress in restaurant	1.00	No	8

What happens if the person reports that his total time in Santa Barbara was much shorter?

**Problem 8**

Year	Age	Place		Economic Activity	Duration (aa.mm.)	Social security / pension	Documents (in U.S.)
		(Municipio/City, State)		Occupation / Specification			
1986	20	Morelia	Michoacán	Ambulatory vendor – fruit	4.00	No	N/A
1990	24	Santa Barbara	California	Waitress in restaurant	0.03	No	8
1990	24	Los Angeles	California	Waitress in restaurant	1.09	No	8

In this example, after working in Morelia for 3 years, the person traveled to Santa Barbara in 1990, and worked there for 3 months. Then, he moved to Los Angeles and worked there for the rest of 1990 and all 1991. Again, it will come to the supervisor’s criteria to seek a solution after considering the following issues:

- (a) Was Santa Barbara’s job different from the one in Los Angeles? If the answer is yes, then it is possible that the job in Los Angeles reflects an upward employment mobility. Thus, with that on mind, it is possible to maintain the experience in Santa Barbara even though the time has to increase from 3 months to a year (applying rule 3).
- (b) Did the migrant’s documentation changed between Santa Barbara and Los Angeles? If the migrant worked as undocumented worker in Santa Barbara, and then, he got his green card to work in Los Angeles, then it is necessary to keep the job in Santa Barbara to show this change in documentation.
- (c) Did conditions changed regarding social security for the migrant? If the migrant started contributing to the social security, then, it is necessary to keep record that upon his arrival he did not contributed to the social security. In this case, we would keep the experience in Santa Barbara, increasing his timing to 1 year as per rule #3
- (d) How long did the migrant spent in Santa Barbara? If the migrant spent only 1 month in Santa Barbara and the other 11 in Los Angeles, then, it is ok to eliminate Santa Barbara without further questions.

- (e) How long did the migrant spent in Los Angeles after relocating from Santa Barbara? If the timing in both places is long enough, then it is reasonable to keep Santa Barbara.
- (f) The supervisor may question the interviewer about the original conversation with the migrant. How significant was Santa Barbara’s experience in his labor history and migration experience? The supervisor needs to weight this answer with the decision to increase Santa Barbara’s timing from 3 months to 1 year in this specific example.

Since neither the migrant’s occupation nor documentation changed from Santa Barbara to Los Angeles, and the short stay of 3 months would not drastically alter the total time in Los Angeles, then the solution is to eliminate the line from Santa Barbara, increasing the total time in Los Angeles to 2 years.

**Solution 8**

Year	Age	Place		Economic Activity	Duration (aa.mm.)	Social security / pension	Documents (in U.S.)
		(Municipio/City, State)		Occupation / Specification			
1986	20	Morelia	Michoacán	Ambulatory vendor – fruit	4.00	NO	N/A
1990	24	Los Angeles	California	Waitress in restaurant	2.00	NO	8

Without a doubt, we could present many more examples with all sorts of possibilities. We hope that the rules and suggestions explained so far are enough for the supervisor to solve most of the issues presented during fieldwork.

Final suggestion: if needed, write the complete life history during the interview. If the interviewer tries to fix these types of issues during the interview, it may result quite difficult. Thus, in order to avoid mistakes, write down all the details and once the interview has been completed, make the needed corrections. Also, make use of the margins of the page to write down details of his conversation with the migrant.